

# Serial Killers



Dr. Mike Aamodt  
Radford University  
maamodt@radford.edu

Updated 09/06/2014

---

---

---

---

---

---

---

---

---

---

## Types of Multiple Killers

	<u>Mass</u>	<u>Spree</u>	<u>Serial</u>
# of victims	4+	2+	2+
# of events	1	1	2+
# of locations	1	2+	2+
Cooling-off period	no	no	yes

Note: # of victims for serial killers was revised from 3 to 2 at the 2005 FBI-sponsored symposium on serial murder.

---

---

---

---

---

---

---

---

---

---

## Radford/FGCU Serial Killer Database

- Currently has 3,873 serial killers
  - 2,624 from the U.S.
  - 1,249 from other countries
- Information on 11,187 victims (mostly U.S. and Canada)
- Began with student serial killer timelines
- 19 years of data collection
- Goals
  - Accurate information for my forensic psychology class lectures
  - Provide accurate information to the public
  - Potentially assist law enforcement using statistical profiling models

---

---

---

---

---

---

---

---

---

---

## Creating the Database

- **Compiling names of serial killers**
  - What is a serial killer?
    - 2 or more victims (this is a change in definition)
    - 2 separate events
    - Cooling off period in between
  - Determine whether person is actually a serial killer or a
    - Spree killer (FBI no longer distinguishes serial and spree)
    - Mass killer
    - None of the above
    - We eliminated 642 people found on common serial killers lists that are not actually serial killers
  - Issues
    - What to do with people who have killed once and clearly would have killed again had they not been caught?
    - What about a person with one kill and nine attempts?
    - Suspected v. confessed v. convicted
    - "Organizational" serial killers

---

---

---

---

---

---

---

---

## Organizational Killers

- **Serial – Individual**
  - Serial-Two murders
  - Serial-Two events
  - Serial-Three or more
- **Serial – Team**
- **Serial – Organizational**
  - Serial-Gang
  - Serial-Drug Enterprise
  - Serial-Criminal Enterprise
  - Serial-Cult
  - Serial-Terror Related
  - Serial-Government Related

---

---

---

---

---

---

---

---

## Creating the Database

- **Gathering Information**
  - Sources
    - True-crime books
    - Newspaper articles
    - On-line prison records
    - Court documents
    - Ancestry.com
    - Internet sites
  - Issues
    - Accuracy of information
    - Availability of information

---

---

---

---

---

---

---

---

## Creating the Database

- Gathering Information
  - Information Obtained (141 variables)
    - Demographics (age, sex, race, country, state, city)
    - Childhood info
      - Birth order, raised by, teased, abused
    - Education and IQ
    - Vocational and military history
    - Criminal and forensic record
    - Information about the crime
      - Method, victim, location, partner
    - Information about the trial
      - NRGI, sentence, confession,
  - New Section on Victims
    - Names & dates
    - Excellent check for data accuracy and will be useful in studying victims rather than killers
    - Information on 11,187 victims to date

---

---

---

---

---

---

---

---

## Classifying the Killers

- Motive
  - Financial, thrill, power, revenge, anger, convenience
- Victim
  - Age, sex, race
  - High risk vs. low risk
  - Acquaintance vs. stranger
- Location (e.g., home invasion, street, hospital)
- Method
  - Strangle, bludgeon, shoot, stab, suffocate, poison

---

---

---

---

---

---

---

---

## Classifying the Killers

- Kills family
  - Black widow (financial gain)
  - Bluebeard (power)
  - Attention (Munchhausen by proxy)
- Kills patients or other dependents
  - Angel of death (power)
  - Lethal caretakers (financial gain)
  - Baby farmers (financial gain)

---

---

---

---

---

---

---

---

## Classifying the Killers

- Home invasion
  - Rape or no sex
  - Robbery or just killing
  - Age of victim (elderly, family, adult female)
  - Type of weapon used
  - Torture?
  - Overkill or mutilation?
  - Staging, posing, totems?

---

---

---

---

---

---

---

---

## Problems with Dates

### Date of Victim Death

- Date victim actually died
- Date of attempted kill (might be different if the person was in the hospital for several days before death)
- Date last seen
- Date reported missing
- Date body was found
- Date reported by killer
- Source differences
  - State death index
  - Social security index
  - Prison Inmate Locator information
  - Court transcripts
  - Media reports

---

---

---

---

---

---

---

---

## Problems with Locations

### City, County, State

- Location of abduction
- Location of killing
- Location where body was dumped
- Location where body was found
- Burial location
- Obituary location

---

---

---

---

---

---

---

---

## Serial Killer Frequency

- Hickey (2010)
  - 352 males and 64 females in U.S. from 1826-2004
  - 158 males and 30 females in U.S. from 1970-2004
- Gorby (2000)
  - 300 international serial killers from 1800-1995
- Radford University Database (9/06/2014)
  - 3,873 serial killers
    - US: 2,624
    - International: 1,249
  - Number of serial killers varies with each update because many names listed as serial killers are not actually serial killers and new serial killers are added

Updated 09/06/2014

---

---

---

---

---

---

---

---

---

---

## Serial Killers by Country

- |                       |               |
|-----------------------|---------------|
| • 2,624 United States | • 57 India    |
| • 142 England         | • 52 France   |
| • 101 South Africa    | • 41 China    |
| • 100 Italy           | • 23 Mexico   |
| • 88 Japan            | • 17 Austria  |
| • 75 Germany          | • 15 Brazil   |
| • 74 Canada           | • 15 Poland   |
| • 72 Australia        | • 13 Scotland |
| • 64 Russia           | • 13 Spain    |

Updated 09/06/2014

---

---

---

---

---

---

---

---

---

---

Country	Percentage of World Population	Percentage of Serial Killers	Ratio
United States	4.47	67.8	15.17
Australia	0.33	1.9	5.76
United Kingdom	0.94	4.0	4.26
Canada	0.50	1.9	3.80
South Africa	0.72	2.6	3.61
Italy	0.87	2.6	2.99
Germany	1.17	1.9	1.62
France	0.94	1.3	1.38
Japan	1.82	2.3	1.26
Russia	2.04	1.7	0.83
Poland	0.55	0.4	0.73
Mexico	1.60	0.6	0.38
Brazil	2.75	0.4	0.15
India	17.28	1.5	0.09
China	19.24	1.1	0.06

---

---

---

---

---

---

---

---

---

---

## Homicide Rates

- Of 218 countries, the U.S. homicide rate ranks 107, basically at the 50<sup>th</sup> percentile
- Highest homicide rates are in Central America (4 of the top 6 countries)
  - Of the 10 highest homicide rates in the past 20 years, El Salvador and Honduras have 9 of them (Columbia is the other)
- Next highest rates are in Africa

---

---

---

---

---

---

---

---

## Problems with International Comparisons

- Language issues in finding serial killers in other countries
- Easier to find the “two kill” people in the U.S. than in other countries
- Centralization of records
- Availability of prison and court records
- Media policy about publicizing murders

---

---

---

---

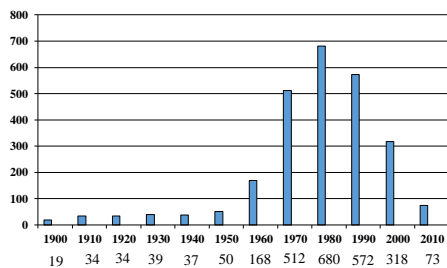
---

---

---

---

## U.S. Serial Killers by Decade (Decade of First Kill)



Updated 9/06/2014

---

---

---

---

---

---

---

---

Serial killing has declined in the U.S.  
since the 1980s

Decade	U.S.	Canada	Other Countries	Total
1900	19	0	13	232
1910	34	0	16	50
1920	34	2	27	63
1930	39	0	24	63
1940	37	4	36	77
1950	50	1	34	85
1960	168	5	62	235
1970	512	15	130	657
1980	<b>680</b>	14	178	872
1990	572	14	<b>255</b>	841
2000	318	12	217	547
2010	73	7	46	126

Updated 09/06/2014

---

---

---

---

---

---

---

---

---

---

---

---

Trends in Murder Rates: United States

Year	Murder Rate (per 100,000)
1960	5.1
1970	7.9
1980	10.2
1990	9.4
2000	5.5
2010	4.8
2011	4.7
2013	4.7

---

---

---

---

---

---

---

---

---

---

---

---

International trend is more complex

Decade	U.S.	Canada	S. Africa	U.K.	Japan	Australia	Russia	Italy
1900	19	0	1	3	2	2	0	0
1910	34	0	0	2	1	0	0	0
1920	34	2	3	7	3	2	2	2
1930	39	0	1	5	3	3	1	1
1940	37	4	1	7	6	3	1	1
1950	50	1	1	5	4	1	0	2
1960	168	5	1	12	9	5	5	5
1970	512	15	2	20	16	14	10	16
1980	<b>680</b>	14	12	<b>28</b>	12	<b>15</b>	8	20
1990	572	14	33	24	<b>17</b>	14	<b>18</b>	<b>34</b>
2000	318	12	<b>35</b>	22	12	3	12	8
2010	73	7	4	5	0	0	2	0

Totals do not include serial killers operating in multiple countries

Updated 09/06/2014

---

---

---

---

---

---

---

---

---

---

---

---

## Why the decrease in the U.S.?

- Technology
  - Insurance fraud is more difficult
  - Killing multiple patients is not likely to go unnoticed
- Longer prison sentences keep potential serial killers in prison
- Law enforcement efforts
  - Catch single murder more quickly (e.g., DNA)
  - Efforts on terrorism reduce the FBI's ability to link serial murders
- Fewer available victims (Aamodt & Surrette, 2013)

---

---

---

---

---

---

---

---

## Fewer Targets: We Have Changed our Behavior

- Hitchhiking Related
  - Hitchhiking
  - Offering rides
  - Accepting an offer to “get in”
- Disabled Motorists
  - Offering assistance
  - Accepting assistance
- Free-Range Kid Behavior
  - Walking to and from school or the store
  - Riding bicycles
  - Playing in the park
  - Fishing and hiking alone

---

---

---

---

---

---

---

---

## Serial Killer Victims in the U.S. & Canada

Decade	# Victims	% ages 6-17
1900	134	9.7
1910	180	7.2
1920	174	13.8
1930	109	12.8
1940	93	11.8
1950	161	15.5
1960	378	21.2
1970	1,484	21.4
1980	<b>2,415</b>	13.8
1990	2,052	8.9
2000	1,249	7.5
2010	315	3.5

Note: Victims represent those from serial killers who were caught and for whom we know the circumstances of their abduction or death

Updated 09/06/2014

---

---

---

---

---

---

---

---



### Serial Killer Victims (age 6-17) by selected category

Victim Category	1950	1960	1970	1980	1990	2000	2010	TOTAL	% Change 1980-2000
Park	0	10	7	9	2	0	1	29	0.0%
Shopping center/Parking lot/School	0	3	18	17	7	0	0	45	0.0%
Hitchhiking related	4	6	60	32	5	2	0	109	6.3%
Prostitute	0	0	8	38	7	3	0	56	7.9%
Street - Walking/Riding a bicycle	7	18	71	73	40	9	1	219	12.3%
Street	0	2	22	25	5	4	1	59	16.0%
Rural (e.g., fishing, hiking)	2	10	13	6	5	1	0	37	16.7%
Street - Public Transportation	1	0	6	5	1	1	0	14	20.0%
Employee or customer	0	2	17	10	16	2	1	48	20.0%
Home or home invasion	3	6	35	43	31	10	1	129	23.3%
Met at a bar, skating rink, etc.	0	0	4	6	3	2	0	15	33.3%
Friend or acquaintance	0	7	29	33	13	16	0	98	48.5%
Girlfriend/Boyfriend related	0	5	1	7	10	4	1	28	57.1%
Street - Runaway	0	0	0	3	5	2	1	11	66.7%
Family	7	10	10	14	12	14	2	69	100.0%
Drug or gang related	0	0	0	3	6	11	0	20	366.7%
TOTAL	25	80	318	332	183	94	11	1118	28.3%

Updated 09/06/2014

### Serial Killer Victims (all ages) by selected category

Victim Category	1950	1960	1970	1980	1990	2000	2010	TOTAL	% Change 1980-2000
Shopping Center/School	0	1	24	36	22	2	0	85	5.6%
Disabled motorist or good Samaritan	0	2	19	17	2	1	2	43	5.9%
Hitchhiking related	12	17	158	101	25	10	0	323	9.9%
Street - Walking/Riding a bicycle	12	29	108	121	87	25	13	395	20.7%
Law enforcement	2	2	17	21	17	5	10	74	23.8%
Park	0	12	18	14	7	4	4	59	28.6%
Employee or customer	21	55	152	199	208	65	12	712	32.7%
Family	34	59	102	137	130	72	25	559	52.6%
Friend or acquaintance	8	31	102	219	132	124	35	651	56.6%
Prostitute/John	1	6	37	314	348	192	28	926	61.1%
Prison guard/inmate	6	7	16	39	42	24	7	141	61.5%
Girlfriend/Boyfriend Related	2	18	26	80	90	61	27	304	76.3%
Street - Parking lot	0	6	20	16	23	16	3	84	100.0%
Drug or gang related	0	3	35	114	202	209	41	604	183.3%
Street - Drug addict	0	0	0	9	36	31	0	76	344.4%
TOTAL	161	378	1484	2415	2052	1249	315	8744	51.7%

Updated 09/06/2014

### Serial Killer Victims (all ages) Most Frequent 1950-2010

Victim Category	1950	1960	1970	1980	1990	2000	2010	TOTAL
Home or home invasion	22	58	283	399	296	168	38	1,264
Prostitute or john	0	4	36	273	339	166	28	846
Employee or customer	21	54	135	173	166	47	11	607
Friend or acquaintance	8	31	96	199	120	118	32	604
Drug or gang related	0	2	26	89	173	190	33	513
Family	34	58	93	127	101	64	17	494
Street - Walking/Riding Bicycle	8	25	97	119	81	20	12	362
Hitchhiking related	11	14	138	87	24	9	0	283
Girlfriend/Boyfriend Related	2	14	21	73	81	55	22	268
Met at a bar or similar	2	8	57	75	88	31	3	264
Patient	0	9	39	96	61	43	0	248
Rural (e.g., fishing, hiking)	2	113	40	36	25	11	1	128
Street - Homeless	12	3	7	39	29	14	9	113
Prison guard or inmate	6	6	8	21	22	15	5	83
Street - Drug addict	0	0	0	9	32	31	0	72

Note: List does not include over a thousand killed on the street in general  
Victims are U.S. and Canada only

Updated 09/06/2014

## Frequency by Decade

Decade	Number of Kills				
	2	3	4	5	6+
1900	11%	16%	16%	11%	47%
1910	21%	6%	15%	15%	42%
1920	26%	26%	6%	9%	32%
1930	13%	24%	13%	18%	32%
1940	19%	32%	8%	14%	27%
1950	30%	10%	8%	8%	44%
1960	28%	32%	12%	8%	21%
1970	33%	17%	16%	9%	26%
1980	38%	26%	11%	7%	19%
1990	41%	26%	13%	6%	13%
2000	41%	26%	13%	8%	13%
2010	49%	18%	21%	10%	3%
TOTAL	30%	22%	13%	8%	27%

---

---

---

---

---

---

---

---

---

---

---

---

## Serial Killer Age

- Age at the start of the series
- Potential problems
  - Should we use age at first kill rather than first kill in series?
    - 1.8% killed prior to the start of the series
  - Should we use age at first attempted murder?
    - Many of the older serial killers spent time in prison prior to their series
- Simple descriptive statistics
  - Mean = 27.9 (SD = 9.3)
  - Median = 26
  - Youngest = 9 (Robert Dale Segee, final kill was at age 21)
  - Oldest = 72 (Ray Copeland)
- Only 27% actually fall into their mid-to-late 20's (24 – 29)

Updated 09/06/2014

---

---

---

---

---

---

---

---

---

---

---

---

## General Serial Killer Profile

### Age at First Kill

Source	N	Mean
Our data (2013)	3,499	27.9
Kraemer et al. (2004)	157	31
Hickey (2013)		28.0

Updated 09/06/2014

---

---

---

---

---

---

---

---

---

---

---

---

## General Serial Killer Profile

Demographics – Average age is 27.9

- **Males**

- 27.5 is average age at first kill
  - 9 is the youngest (Robert Dale Segee)
  - 72 is the oldest (Ray Copeland)
- Jesse Pomeroy (Boston in the 1870s)
  - Killed 2 people and tortured 8 by the age of 14
  - Spent 58 years in solitary confinement until he died

- **Females**

- 31.0 is average age at first kill
  - 11 is youngest (Mary Flora Bell)
  - 66 is oldest (Faye Copeland)

Updated 09/06/2014

---

---

---

---

---

---

---

---

## A Problem with Profiling

- Typical Serial Killer Profile in the Media
  - A white, male, in his mid to late twenties
- Statistics (U.S. Serial Killers)
  - Male (92.3%)
  - White (52.5%)
  - Mid to late twenties (27.0%)
  - White, male (46.1%)
  - White male in his mid to late twenties (12.6%)

Updated 09/06/2014

---

---

---

---

---

---

---

---

## Gender Changes Across Time

U.S. & International Serial Killers

Decade	Men	Women
2010	94.4%	5.6%
2000	91.4%	8.6%
1990	93.0%	7.0%
1980	93.0%	7.0%
1970	94.5%	5.5%
1960	92.3%	7.7%
1950	85.9%	14.1%
1940	88.3%	11.7%
1930	84.1%	15.9%
1920	79.4%	20.6%
1910	74.0%	26.0%
1900	59.4%	40.6%
TOTAL	90.8%	9.2%

Updated 09/06/2014

---

---

---

---

---

---

---

---

## Race

- Most media sources suggest that non-White serial killers are rare
- Justin Cottrell (2012)
  - *Rise of the Black Serial Killer*
  - Found hundreds of Black serial killers that were not on other lists
  - Extensive search was useful but might now overestimate the percentage of Black serial killers because a similar extensive search was not used for other races (including Whites)

---

---

---

---

---

---

---

---

---

---

## General Serial Killer Profile

### Race

Race	U.S. N=2,522	U.S. & International N=3,832
White	52.1%	56.2%
Black	40.3%	30.0%
Hispanic	6.1%	6.1%
Asian	0.7%	7.0%
Native American	0.8%	0.7%

Updated 09/06/2014

---

---

---

---

---

---

---

---

---

---

## Racial Changes Across Time

### U.S. Serial Killers - All

Decade	% White	% Black	% Hisp	% Asian	N
1930	69.2	30.8	0.0	0.0	39
1940	73.0	21.6	2.7	0.0	37
1950	76.0	24.0	0.0	0.0	50
1960	71.9	25.7	0.6	0.0	167
1970	62.0	33.7	3.0	0.4	508
1980	54.6	36.5	6.8	0.6	676
1990	41.9	47.7	8.6	1.8	568
2000	31.8	56.6	10.7	0.6	318
2010	34.2	56.2	9.6	0.0	73

Updated 09/06/2014

---

---

---

---

---

---

---

---

---

---

**Racial Changes Across Time**  
**U.S. Serial Killers – Individual or Team**

Decade	% White	% Black	% Hisp	% Asian	N
1930	53.8	46.2	0.0	0.0	26
1940	71.4	22.9	2.9	0.0	35
1950	75.5	24.5	0.0	0.0	49
1960	72.0	25.5	0.6	0.0	161
1970	62.7	32.7	3.1	0.4	480
1980	56.6	35.0	6.4	0.6	622
1990	46.5	44.0	7.9	1.6	507
2000	36.4	54.9	7.6	0.7	275
2010	36.2	55.1	8.7	0.0	69

Updated 09/06/2014

---

---

---

---

---

---

---

---

---

---

**Does Including Gangs Skew Results?**

Decade	All		No Organizational	
	% White	% Black	% White	% Black
1930	69.2	30.8	53.8	46.2
1940	73.0	21.6	71.4	22.9
1950	76.0	24.0	75.5	24.5
1960	71.9	25.7	72.0	25.5
1970	62.0	33.7	62.7	32.7
1980	54.6	36.5	56.6	35.0
1990	41.9	47.7	46.5	44.0
2000	31.8	56.6	36.4	54.9
2010	34.2	56.2	36.2	55.1

Updated 09/06/2014

---

---

---

---

---

---

---

---

---

---

**Serial Killing is a White Thing**  
**1990-2014**

	Serial Killers	1990, 2000, 2010 Census
White	37.9%	69.5%
Black	51.3%	12.2%
Hispanic	9.4%	12.6%
Asian	1.3%	3.7%
Other	0.1%	2.0%

Updated 09/06/2014

---

---

---

---

---

---

---

---

---

---

## Serial Killer IQ

- Media/Internet
  - High IQ
- Our Database (N = 252)
  - Mean = 94.7
  - Median = 86.0
  - Range (54 – 186)
- Number of Kills
  - Two (89.9)
  - Three (92.1)
  - Four (94.8)
  - Five (98.4)
  - More than five (99.2)
- Rape
  - Yes (94.8)
  - No (93.8)
- Type
  - Organized (99.2)
  - Disorganized (92.8)
- Method of Killing
  - Bomb (140.3)
  - Strangle (98.2)
  - Stab (92.6)
  - Gun (92.0)
  - Bludgeon (82.3)

Updated 09/06/2014

---

---

---

---

---

---

---

---

---

---

## Are IQ Scores Reliable?

- You can fake dumb, but you can't fake smart
- People scoring lower than 70 cannot be executed (*Atkins v. Virginia*, 2002)
- David Leonard Wood
  - 1977 – Age 19 – 111
  - 1980 – Age 23 – 64
  - 1980 – Age 23 – 101
  - 2011 – Age 54 – 75 (death sentence appeal)
    - Psychologist thought Wood was faking low
    - Wood correctly used “big words” in his letters

---

---

---

---

---

---

---

---

---

---

## Family Comparison

	Serial Killers	U.S. Population*
Birth parent/s	85.26%	87.4%
Adopted	4.74%	2.2%
Relative	5.79%	8.3%
Foster home	2.50%	0.4%
Orphanage	1.32%	?
Abandoned	0.39%	?
Other		1.7%
	N =760	2000 Census

\*O'Hare (2008; Table 2)

Updated 09/06/2014

---

---

---

---

---

---

---

---

---

---

## Birth Order Comparison

	U.S. Serial Killers	U.S. Presidents	U.S. Population
First Born	30.6%	33.3%	28.36
Middle Born	33.5%	50.0%	15.90
Youngest	25.6%	14.3%	28.36
Only Child	10.3%	2.4%	27.39
	N = 550		2000 Census

Updated 09/06/2014

---

---

---

---

---

---

---

---

---

---

## General Serial Killer Profile Childhood

- Unstable home
- Absence of loving and nurturing relationship
- Physical ailments and disabilities
- Head injuries
- Triad
  - bed wetting
  - fire starting
  - animal torture

---

---

---

---

---

---

---

---

---

---

## Effects of the Family Child Abuse

Comparison of Serial Killers to the General Population (Mitchell & Aamodt, 2005)		
Type of Abuse	General Population	Serial Killers
Physical	6%	36%
Sexual	3%	26%
Psychological	2%	50%
Neglect	18%	18%
Other	6%	Not applicable
No Abuse Reported	70%	32%

---

---

---

---

---

---

---

---

---

---

## A Strange Way to Raise a Child

### Gary Heidnik

- 3 years old
- Didn't clean room properly
- Father hung him by his feet out of a 3rd story window



---

---

---

---

---

---

---

---

## A Strange Way to Raise a Child

### Henry Lee Lucas

- 3 years old
  - Mother forced him to watch her have sex with strangers
- 7 years old
  - Mother made him go to school dressed like a girl
  - Mother beat him when his teacher gave him a pair of shoes
- 10 Years old
  - Mother's lover showed him how to kill animals and then have sex with them



---

---

---

---

---

---

---

---

## A Strange Way to Raise a Child

### Danny Rolling

- 6 months
  - Father kicked him into a wall
- 1 year old
  - Father beat him when he crawled funny
- 6-8 years old
  - Father beat him twice a week
- 13 years old
  - Father handcuffs him to brother, beats them, leaves them outside



---

---

---

---

---

---

---

---



## A Strange Way to Raise a Child

### Robert Garrow

- 1 year old
  - Father made him kneel for hours in the corner
- 2 years old
  - Mother splits his head open with a crowbar during a beating
- 5 years old
  - Knocked unconscious when mother hits him in the head with a piece of wood
- 6 Years old
  - Beaten unconscious by his father
  - Made to wear his sister's bloomers out to play



---

---

---

---

---

---

---

---

## General Serial Killer Profile

### Forensic History

- Triad
- Most have a criminal history
  - 84.5% were previously arrested
  - 76.4% had spent time in jail or prison
- Many received prior psychiatric treatment
- 11.6% spent time in a forensic unit prior to their series
- 1.8% killed prior to their serial killing
  - This is a difficult statistic to accurately compute

Updated 09/06/2014

---

---

---

---

---

---

---

---

## Serial Killer Victims (U.S.)

- |                   |                        |
|-------------------|------------------------|
| • Age             | • Method of Death (%)  |
| – Mean = 33.5     | – Shot (41.7)          |
| – Median = 28     | – Strangled (23.3)     |
| – Mode = 19       | – Stabbed (15.2)       |
| • Gender          | – Bludgeoned (9.0)     |
| – Female (53.8%)  | – Poisoned (6.5)       |
| – Male (46.2%)    | – Axed (1.5)           |
| • Race            | – Drowned (1.0)        |
| – White (68.2%)   | – Burned (.7)          |
| – Black (23.8%)   | – Smothered (.7)       |
| – Hispanic (6.5%) | – Run over (.2)        |
| – Asian (1.5%)    | – Drug overdose (.2)   |
|                   | – Neglect & abuse (.1) |

Updated 09/06/2014

---

---

---

---

---

---

---

---

### Victims by State

(after controlling for population)

- Low Victim Rates
  - Minnesota
  - Wisconsin
  - Hawaii
  - Massachusetts
- High Victim Rates
  - DC
  - Louisiana
  - Oklahoma
  - Oregon
  - Alaska

Updated 09/06/2014

---

---

---

---

---

---

---

---

### Categorizing the Serial Killer

- Killer
  - sex, race, age
  - IQ
  - psychopathology
- Crime Scene
  - type of weapon
  - use of torture
  - attempt to hide body
  - location
- Motive
  - sex
  - power
  - financial gain
- Victim
  - sex, race, age
  - occupation
  - personality

---

---

---

---

---

---

---

---

Motive	Type of Victim					
	Spouse, Family	Random Strangers	Specific Type	Specific Strangers	Employees	Patients
Money	Black Widow		Contract Killer		Cost Cutter	Lethal Caretaker
Sex		Disorganized Lust	Organized Lust			
Thrill		Disorganized Thrill	Organized Thrill			
Power	Bluebeard					Angels of Death
Revenge	Revenge					
Psychosis		Visionary				
Hate			Missionary			
Attention	Munchausen					Munchausen
No motive		Anti-social				

---

---

---

---

---

---

---

---

## Broad Motive

Broad Motive (2,895 killers)	%
Enjoyment (thrill, lust, power)	48.1
Financial gain	31.7
Multiple Motives	8.1
Anger	7.8
Gang Activity	3.3
Avoid arrest	1.2
Convenience	0.7
Attention	0.6
Hallucinations	0.5
Cult	0.2

Updated 09/06/2014

---

---

---

---

---

---

---

---

---

---

## Types of Serial Killers Visionaries

- **Psychotic - told to kill**
  - paranoia, schizophrenia
  - 1% of killers are psychotic (Henn et al., 1976)
- **Examples**
  - Herbert Mullin
  - Miguel Rivera
  - Joseph Kallinger

---

---

---

---

---

---

---


---

---

---

## Herbert Mullin

- **Crimes**
  - Operated during 1972-1973
  - Killed 13 in Santa Cruz, CA
  - Shot most of his victims
- **Vision**
  - Voices told him to shave his head and burn his penis with a cigarette (he obeyed)
  - Voices told him to kill in order to prevent a catastrophic earthquake



---

---

---

---

---

---

---

---

---

---

## Joseph Kallinger

- **Crimes**

- Operated during 1974-1975
- Murdered 3 in NJ and PA (including one of his sons)
- Robbed and assaulted many others
- His 13 year old son was his accomplice



- **Vision**

- Told by God (through a large floating head with tentacles) to murder young boys and sever their genitals

---

---

---

---

---

---

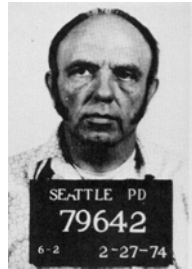
---

---

## Harvey Carignan

- **Crimes**

- Known as the “Want-ad Killer”
- Operated in Seattle 1973-1974
- Killed 3 (probably many more) by smashing their skull with a hammer



- **Vision**

- Told by God to kill women
- God didn't tell him why

---

---

---

---

---

---

---

---

## Types of Serial Killers

### Missionaries

- Kill to “Clean-up” world

- Examples

- Joseph Franklin
  - Killed interracial couples and African Americans
  - Wounded Vernon Jordan and Larry Flynt (*Hustler Magazine*)
- Wolfgang Abel
  - Killed drug addicts
- Axe Man of New Orleans
  - Killed 11 (most were Italian grocers)
- Carroll Cole

---

---

---

---

---

---

---

---

## Carroll Edward Cole

- **Crimes**
  - Operated during 1975-1980
  - Killed at least 13 women in several western states
- **Mission**
  - Rid the world of loose women
  - All his victims cheated on their significant-other with Cole



---

---

---

---

---

---

---

---

## Types of Serial Killers Hedonists

- Kill for fun or profit
- Subtypes
  - Lust Killers (kill for sexual gratification)
    - Organized
    - Disorganized
    - Mixed
  - Thrill Killers (kill for the thrill of killing)
  - Gain Killers
    - Contract Killers
    - Black Widows
    - Lethal Caretakers
    - Cost Cutters

---

---

---

---

---

---

---

---

## Examples of Lust Killers

- |                            |                               |
|----------------------------|-------------------------------|
| • <b>Organized Killers</b> | • <b>Disorganized Killers</b> |
| – Ted Bundy                | – Arthur Shawcross            |
| – John Gacy                | – Richard Chase               |
| – Chris Wilder             | – Jeffrey Dahmer              |
| – Kenneth Bianchi          | – Danny Rolling               |
| – Ed Kemper                |                               |

---

---

---

---

---

---

---

---

## Hedonists-Gain Killers Black Widows

- The Crime
  - Kill husbands, lovers, or relatives for financial gain
  - Almost always women
  - Almost 90% use poison to kill their victims
- Examples
  - Diana Lumbrera (killed her 6 children for insurance)
  - Nanny Hazel Doss (killed 4 husbands, 2 sisters, 1 mother)
  - Lydia Trueblood (killed 4 husbands, 1 child, brother in-law)
  - Amy Gilligan (killed 5 husbands, several patients)

---

---

---

---

---

---

---

---

## Hedonists - Gain Killers Cost Cutters

- Crime
  - Kill to save money
- Examples
  - Joseph Briggen
    - Killed 12 ranch hands when their pay was due
    - Fed the people to his prize-winning pigs
  - Georg Grossman
    - Killed over 50 people, put the meat into his hotdogs
  - Joe Ball

---

---

---

---

---

---

---

---

## Joe Ball

- Operated during the late 1930s
- Killed at least 5, probably 14, waitresses at his tavern (The Sociable Inn) in Texas
- Threw them into a pit with 5 alligators in the back of the tavern



---

---

---

---

---

---

---

---

## Hedonists-Gain Killers Lethal Caretakers - Profit

- The Crime
  - Kill patients for profit
  - Usually women
- Examples
  - Dorthea Puente killed 7 elderly to cash social security checks
  - Antoinette Scieri killed 12 elderly patients so that she could take their assets
  - Anna Hahn poisoned 5 elderly men she cared for to get their insurance

---

---

---

---

---

---

---

---

## Types of Serial Killers Power Seekers

- Kill to exert power over strangers
- Examples
  - Ted Bundy
  - David Berkowitz
  - Angelo Buono
  - Edward Kemper



---

---

---

---

---

---

---

---

## Power Seekers Angels of Death

- The Crime
  - Usually women
  - Kill patients for feelings of power and control
- Examples
  - Genee Jones - As a nurse, she killed between 11 and 46 babies by injecting them with a muscle relaxant
  - Terri Rachals killed 9 patients through injections of potassium chloride
  - David Harvey is an example of a male angel of death
  - Gwendolyn Graham and Catherine Wood

---

---

---

---

---

---

---

---

## Gwendolyn Graham and Catherine Wood

- Killed 5 patients in Alpine Manor (a nursing home)
- Initial plan was to spell MURDER with the first letter in the last name of each victim
- Graham did all the killing and Wood kept watch



---

---

---

---

---

---

---

---

## Power Seekers Blue Beard Killers

- Males who kill their spouses
- Examples
  - Johann Hoch
  - Henri Landru
  - Harry Powers
  - James Watson

---

---

---

---

---

---

---

---

## Henry Landu

- Romanced more than 300 women out of their money during the early 1900s in France
- Ran personal ads to meet his women
- Married and killed 10 of them
- Put their bodies in an oven to dispose of them



---

---

---

---

---

---

---

---



## Lethal Caretakers

### Munchausen Syndrome by Proxy

- The Crime
  - Kill or hurt others in order to be admired for curing them or to get sympathy for the death of a loved one
  - Mostly females
- Examples
  - Beverly Allitt injected insulin and potassium into 26 children (4 died, 9 had irreparable brain damage) over a 58-day period
  - Martha Woods - 27 respiratory attacks in 9 children resulted in 7 being killed (3 were her own children)

---

---

---

---

---

---

---

---

## Types of Serial Killers

### Revenge Killers

- Kill for revenge
- Examples
  - Martha Wise: Killed 3 family members opposing her marriage
  - Ellen Etheridge: Killed 4 of her 8 step-children because she was jealous of their relationship with her husband
  - Martha Johnson
    - Had 4 fights with her husband
    - After each fight, suffocated a child as revenge
    - Suffocated by laying on top of them (she weighed 250 pounds)

---

---

---

---

---

---

---

---

## Types of Serial Killers

### Antisocial Personalities

- Definition
  - Pattern of irresponsible or harmful behavior
  - Lack of conscience
  - Ignore social rules and laws
  - Impulsive
  - Fail to learn from punishment
- Examples
  - Gang Members
  - Criminals who kill for no reason

---

---

---

---

---

---

---

---

## The Crime Scene

<u>Crime Characteristic</u>	<u>Serial Killer Type</u>	
	<u>Disorganized</u>	<u>Organized</u>
Body	disfigured	hidden
Sex	after death	before death
	unsuccessful	successful
Weapons	finds at scene	brings
Viciousness	torture	quick
Sophistication	low	high, learns each time

---

---

---

---

---

---

---

---

## The Crime Scene

<u>Crime Characteristic</u>	<u>Serial Killer Type</u>	
	<u>Disorganized</u>	<u>Organized</u>
Totem	not taken	taken
Follows crime in news	no	yes
Victim	high risk	low risk
Gets to crime by	walking, bus	drives

---

---

---

---

---

---

---

---

## Killer Profile

<u>Characteristic</u>	<u>Serial Killer Type</u>	
	<u>Disorganized</u>	<u>Organized</u>
Residence	close to crime	further
IQ	less intelligent	intelligent
Employment	menial or unemployed	normal
Appearance	unattractive	attractive
Self-image	feels inferior	feels superior
Social	loner	outgoing

---

---

---

---

---

---

---

---

## Killer Profile

### Serial Killer Type

<u>Characteristic</u>	<u>Disorganized</u>	<u>Organized</u>
Romance	lives alone	affairs, short relationships
Anger	keeps inside	acts out, bully, class clown
Birth order	low	high
Habits	nighttime	daytime
Childhood discipline	harsh	lax or inconsistent

---

---

---

---

---

---

---

---

## Killer Profile

### Serial Killer Type

<u>Characteristic</u>	<u>Disorganized</u>	<u>Organized</u>
Family	alcoholism, mental illness	
Father's work	unstable	stable

---

---

---

---

---

---

---

---